

Week 5: 29th November

Task: We have been reading a story called 'The Sweetest Song', a traditional African American story. Do you know any other traditional tales? (*Goldilocks, Red Riding Hood etc*).

1* - Read a traditional tale at home and talk about it with an adult

2* - Draw & label a picture to show the traditional tale you read

3* Think about if there are any similarities between 'The Sweetest Song' and your traditional tale.

WOW - use a world map to locate America



Week 6: 6th December

Task: Many stories are turned into movies. Choose a story and imagine it will be turned into a movie. Design a poster to advertise it.

1* - include the title and a picture of the main character on your poster

2* - Make sure any writing on your poster is clear and your poster is well presented

3* - Include extra details such as the date of release

WOW - include a snappy slogan

Week 7: 13th December—We are very busy this week rehearsing for our nativity. Keep your lines and the songs for our final performance!



Children are still expected to read regularly at home.

Tasks in this booklet will be set on Wednesday each week and should be handed in the following Tuesday.

We are looking for creative ideas and excellent presentation as well as the children enjoying the activities.

Writing Targets


These targets are expectations for the end of Year 1 and can be used to help you support your child with their home learning.

- *I can spell words containing each of the letter sounds I have been taught*
- *I can write the correct spellings in simple sentences*
- *I can write lowercase letters in the correct direction, starting and finishing in the correct place*
- *I can join my sentences together to make a story*
- *I can read my work to make sure it makes sense*
- *I can use capital letters and full stops.*

Good luck, work hard
and have fun.



ASHTON KEYNES
Church of England VC Primary School



Name _____

Year 1

Homework—Autumn 2017

To be handed in Tuesday of each week.

Weekly Tasks

Take care of this leaflet as it contains all the homework tasks up until Christmas. Bring completed tasks in to school every Tuesday. A selection of work will be displayed in class, so **HIGH QUALITY** work is expected! Your presentation is very important but the content of your work is even more important.

Throughout this booklet, there are frequent WOW activities to challenge you, giving you extra opportunities to develop your learning should you choose to take them on!

Children are required to practise their **writing targets** when there is opportunity.

There are a mix of tasks; practical 'making' tasks, as well as maths, writing and science activities, to make the tasks fun and appeal to all.

Now it's time to have some fun!

Week 1: 1st November

Task: This week we visited the Life Bus to learn more about 'My Wonderful Body'. How can you keep your body healthy?


1* - Draw pictures to show things you can do to keep your body healthy

2* - Add a label to your picture that tells us what it is you're doing

3* - Write a sentence that tells us about what it is you are doing

WOW - Recount what you did on the Life

Bus to an adult, using time words such as first, next, lastly.



Week 2: 8th November

Task: Remember, Remember the 5th of November!! We have just had bonfire night. Think about the sounds and sights of bonfire night and fireworks.

1* - draw or create a bonfire night inspired picture

2* - add words to your picture to describe the sights and sounds of bonfire night

3* - Write a sentence about your picture.

WOW - With an adult, find out about the history of bonfire night



Week 3: 15th November


Task: We have been learning the story of the 'The Magic Porridge Pot'.

1* - Draw your favourite part of the story

2* - Draw and label three pictures, to show the beginning, middle and end of the story

3* - Write a sentence for each picture.

WOW - Orally retell the story to a grown up



Week 4: 22nd November

Task: In maths we have recently been looking at 2D shapes.

1* - See how many 2D shapes you can spot around your house e.g. rectangular window

2* - Record your findings how you wish, perhaps as a list or take a photo.

3* - Use some of the shapes you saw to create a shape picture

