

Year 5

Remember Your Writing Targets!

I can plan my writing by identifying the audience for and purpose of the writing, using other similar writing as models for my own work.

I can write pieces describing settings, characters and atmosphere, and include speech that helps show the character and their personality or mood.

I can set out my work correctly and use headings, bullet points, or underlining depending on the purpose of my writing e.g. letter, leaflet, information text, instructions.

I can mark and edit work to have the correct tense throughout.


I can proof-read for punctuation errors, including the use of brackets and other devices, such as commas or hyphens, used for the same purpose.

I can change nouns or adjectives into verbs by adding suffixes such as -ate, -ise, -ify e.g. elasticate, standardise, solidify.

I can indicate degrees of possibility using adverbs e.g. perhaps, surely, or modal verbs e.g. might, should, will, must.

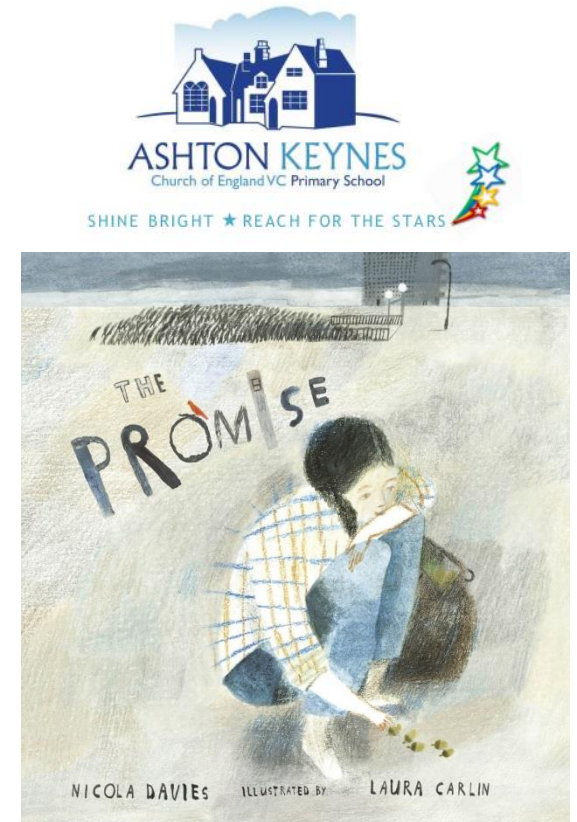
I can use devices to build cohesion within a paragraph e.g. then, after that, this, firstly.

I can use commas to make my writing clear to the reader.



Good luck,
work hard
and enjoy!

We look forward to seeing your
work in school.



The Promise Homework Booklet

Name _____

Class _____

To be handed in every Tuesday.

Remember to keep filling in your moon diaries.

This is Year 5's homework brochure.
Children should be encouraged to use the support or
extension tasks as appropriate.

The Promise

Weekly Tasks

Take care of this leaflet as it contains all the English homework tasks between now and February half term. Bring completed tasks into school every Tuesday, in your English Homework books. The different pieces of work may be displayed in school so **HIGH QUALITY** work is expected.

Your presentation is very important, but the content of your work is even more important.

Always give yourself enough time to produce a high quality piece of work and **check it through carefully**.

Use the star challenges to help you produce the best pieces of work.

Writing tasks and practical 'making' tasks are alternated to make the tasks fun and appealing to all. We hope you really enjoy these activities!

We will also give you a Maths activity to complete that is linked to our learning in school and at an appropriate level of challenge. **Spellings should also be completed regularly – please!**

From Miss Thomas and Miss Perring

for Tuesday 2nd May

Imagine you are the little girl in the story of 'The Promise' right at the end of the story when she has changed the city. Write a diary entry from this day, explaining what happened and how you felt.

- * Use paragraphs to structure your writing and conjunctions like while, when, as, because and but.
 - ** Use interesting phrases or time words to link from one paragraph to the next. Use co-ordinating conjunctions (and, but and yet) and subordinating conjunctions (while, since, until and although).
 - *** Use semi colons, dashes, commas, colons and conjunctions (like the ones in 1 and 2 star) as appropriate. You must use relative embedded clauses.
- Year 6 –Grammar focus – see sheet from Miss Perring.

for Tuesday 9th May

Design and draw a picture of what the little girl in 'The Promise' would see of her city if she was standing looking at it, (perhaps you could draw what she would see at the beginning of the story or what she could see at the end). You need to include a some annotations.


- * Label each area/ place.
- ** Explain in your labelling why each of these areas matter, relating to the voyage
- *** Select appropriate colours and materials when creating your artwork. **Year 6 –Grammar focus – see sheet from Miss Perring.**



for Tuesday 16th May

Using 'The Highwayman' poem for inspiration. Draw an image of the Highwayman.

- * Use shading to add depth
- ** Annotate your pictures with similes and metaphors from the poem.
- *** Use different sketching techniques i.e. cross hatching, stippling etc.



Year 6 –Activities in London (residential)

for Tuesday 23rd May

Write an information text about (Y6 – London) and (Y5 – The Highwayman)

- * Write your ideas under 3-4 clear subheadings. Make sure your paragraphs are clear.
- ** Structure your information text with appropriate sentence and high-quality vocabulary. Use embedded and relative embedded clauses. Use semi-colons correctly.
- *** Use brackets (Y5) and varied parenthesis (Y6) to develop your ideas and add extra detail.