


Year 6

In every piece of writing, I should be:


- using neat, joined handwriting
- using paragraphs to organise ideas
- using long and short sentence lengths
- using a range of verb forms accurately
- using ambitious conjunctions to link clauses
- using accurate punctuation . A , () ; : ' " _
- using spot-on spelling, including Y5+6 words
- using dictionaries to check and correct spellings
- using formal or informal language appropriately
- using adverbial phrases to begin sentences in interesting ways

DOING THIS WILL HELP ME
BECOME AN AWESOME WRITER!



Good luck,
work hard
and enjoy!

We look forward to seeing your
work in school.



Autumn term 1 Homework Booklet

Name _____

Class _____

To be handed in every Tuesday.

Remember to keep filling in your moon diaries.

This is Year 6's homework brochure.
Children should be encouraged to use the support or
extension tasks as appropriate.

Autumn term

Weekly Tasks

Take care of this leaflet as it contains all the English homework tasks between now and October half term.

Bring completed tasks into school every Tuesday, in your English Homework books. The different pieces of work may be displayed in school so **HIGH QUALITY** work is expected.

Your presentation is very important, but the content of your work is even more important.

Always give yourself enough time to produce a high quality piece of work and **check it through carefully**.

Use the star challenges to help you produce the best pieces of work.

Writing tasks and practical 'making' tasks are alternated to make the tasks fun and appealing to all. We hope you really enjoy these activities!

We will also give you a Maths activity to complete that is linked to our learning in school and at an appropriate level of challenge. **Spellings should also be completed regularly – please!**

From Miss Thomas and Miss Perring

for Tuesday 12th September


Imagine you are a seed growing in the ground or on a plant. Write a diary entry about your life cycle and how you are changing, explaining what happened and how you felt. E.g. Yesterday, the wind blew and the neighbouring conker was thrown violently to the ground...

- * Use adjectives and adverbs appropriately in your writing.
- ** Structure your diary entry with appropriate diary language and layout (dear, paragraphs, etc.).
- *** Use ambitious vocabulary and emotions to explain your thoughts.

for Tuesday 19th September

Using 'The seed is sleepy' book for inspiration. Create an observation drawing of a plant, seed or tree either from your garden or the environment around you.

- * Use shading to add depth
- ** Annotate your pictures with similes, metaphors and personification from class work.
- *** Use different sketching techniques i.e. cross hatching, stippling etc.



for Tuesday 26th September

Write a biography about William Morris' life and achievements.

- * Write in clear sentences, ensuring it makes sense to the reader.
- ** Use paragraphs to structure your writing.
- *** Use interesting phrases or time words to link from one paragraph to the next.

for Tuesday 3rd October

Draw an A4 map of the UK including the four countries that make up the UK, capital cities, Norwich and major natural features (e.g. Thames, Brecon Beacons and The Giant's Causeway.)

- * Use colour to add depth and label listed features.
- ** Add additional labels for extra features of your choosing.
- *** Colour and shade different terrains to show landscape changes across the country. For example higher situated land could be one colour. Include key.

for Tuesday 10th October

Write an information text about global warming, its effects and its causes.

- * Write your ideas under 3-4 clear subheadings. Make sure your paragraphs are clear.
- ** Structure your information text with appropriate sentence and high-quality vocabulary.
- *** Use parenthesis (brackets) to develop your ideas and add extra detail. Use embedded and relative embedded clauses. Use semi-colons correctly.

for Tuesday 17th October

Imagine you Zoe or one of the other key characters in Floodland and write a diary entry from a day that you felt was significant to you.

- * Use paragraphs and time conjunctions eg first, after that etc.
- ** Structure your diary entry with appropriate diary language and layout (dear, paragraphs, etc). Use embedded and relative embedded clauses.
- *** Use ambitious vocabulary and emotions to explain your thoughts.