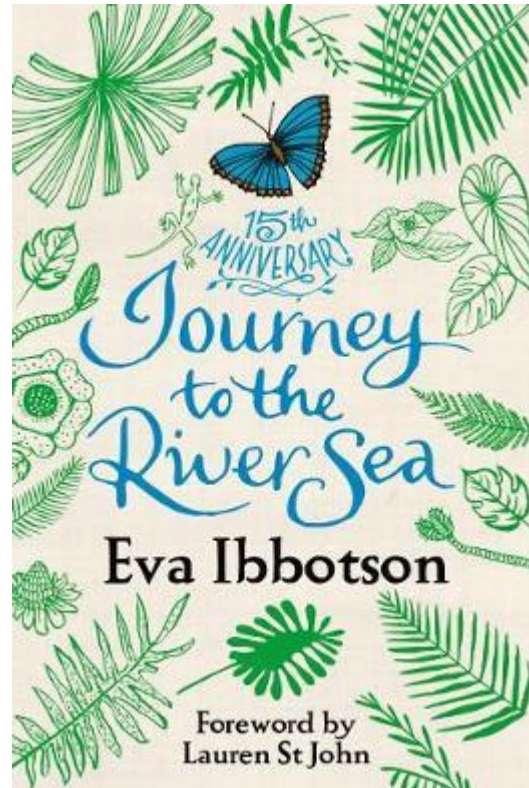


## Year 6

In every piece of writing, I should be:

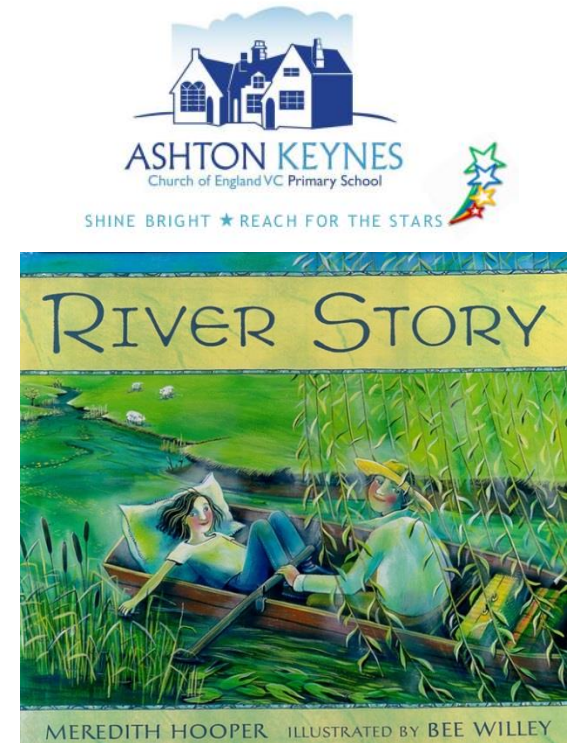
- using neat, joined handwriting
- using paragraphs to organise ideas
- using long and short sentence lengths
- using a range of verb forms accurately
- using ambitious conjunctions to link clauses
- using accurate punctuation . A , ( ) ; : ' " \_
- using spot-on spelling, including Y5+6 words
- using dictionaries to check and correct spellings
- using formal or informal language appropriately
- using adverbial phrases to begin sentences in interesting ways

DOING THIS WILL HELP ME  
BECOME AN AWESOME WRITER!



Good luck,  
work hard  
and enjoy!

We look forward to seeing your  
work in school.



## Autumn term 1 Homework Booklet

Name \_\_\_\_\_

Class \_\_\_\_\_

To be handed in every Tuesday.

Remember to keep filling in your moon diaries.

This is Year 6's homework brochure.  
Children should be encouraged to use the support or  
extension tasks as appropriate.

Autumn term

Weekly Tasks

Take care of this leaflet as it contains all the English homework tasks between now and October half term.

Bring completed tasks into school every Tuesday, in your English Homework books. The different pieces of work may be displayed in school so **HIGH QUALITY** work is expected.

Your presentation is very important, but the content of your work is even more important.

Always give yourself enough time to produce a high quality piece of work and **check it through carefully**.

Use the star challenges to help you produce the best pieces of work.

Writing tasks and practical 'making' tasks are alternated to make the tasks fun and appealing to all. We hope you really enjoy these activities!

We will also give you a Maths activity to complete that is linked to our learning in school and at an appropriate level of challenge. **Spellings should also be completed regularly – please!**

From Miss Thomas and Miss Perring

### for Tuesday 11<sup>th</sup> September


Imagine you are a river. Write a diary entry about your journey from source to mouth (sea).

E.g. Yesterday, I finally bubbled out of the ground; I made it up to the surface...

- \* Use adjectives and adverbs appropriately in your writing.
- \*\* Structure your diary entry with appropriate diary language and layout (dear, paragraphs, etc.).
- \*\*\* Use ambitious and geographical vocabulary and emotions to explain your thoughts.

### for Tuesday 18<sup>th</sup> September

Using 'River story' book for inspiration. Create an observation drawing of a riverside scene. for example, a rushing river, a stream flowing through a city etc.



stippling etc.

- \* Use shading to add depth
- \*\* Annotate your pictures with similes, metaphors and personification from class work.
- \*\*\* Use different sketching techniques i.e. cross hatching,

### for Tuesday 25<sup>th</sup> September

Write a fact file about the Amazon (specifically focusing on Brazil and the city of Manaus).

- \* I will write ten facts. I will use capital letters and full stops.
- \*\* Use paragraphs to structure your writing. Use sub-headings
- \*\*\* I will write a series of paragraphs containing facts. Use sub-headings to structure your text e.g. The people of the Amazon, The river Amazon, The city of Manaus etc. Draw an annotated map of Brazil

### for Tuesday 2<sup>nd</sup> October

Imagine you Maia from 'Journey to the river sea' and write a letter home to Miss Banks and Miss Emily, talking about your journey and arrival on the Cardinal to your new home.

- \* Start with Dear and write 2 paragraphs with time conjunctions e.g first, after that etc. Make sure I use commas after a time conjunction
- \*\* Structure your letter with appropriate language and layout (dear, paragraphs, etc). Use embedded and relative embedded clauses.
- \*\*\* As 2 star and use ambitious vocabulary and emotions to explain your thoughts and the things you are seeing.

### for Tuesday 9<sup>th</sup> October

Draw a picture in the style Henri Rousseau.



- \* Create a jungle picture using colour for effect.
- \*\* Create a jungle picture that has depth and perspective.
- \*\*\* Create a picture in the style

of Henri Rousseau that is not set in a jungle habitat but is placed elsewhere a river, a UK forest etc. Use the stylised drawing style that he uses.

### for Tuesday 16<sup>th</sup> October

Write a biography about the artist, Henri Rousseau's life and achievements.

- \* Write in clear sentences, ensuring it makes sense to the reader.
- \*\* Use paragraphs to structure your writing.
- \*\*\* Use interesting phrases or time words to link from one paragraph to the next