


# An Introduction to Phonics at Ashton Keynes Primary School.





Phonics is the gateway to  
successful reading and  
writing.

A passport to literacy success.

# I will be:

- Giving you a whistle stop tour of phonics!
- Explaining the methods we use to teach phonics.
- Giving you ways to help support your child at home with phonics and reading.
- Answering any questions about phonics.

- In Class R we teach phonics every morning after play.
- During each phonics lesson there will be:
  1. Whole class teaching in which a new sound or new words are introduced.
  2. Adult led phonics activities with groups of children.
  3. Independent, play-based phonic activities inside and outside including star challenges!



- At Ashton Keynes we teach phonics using a six phase teaching programme adapted from Letters and Sounds.
- This is a systematic approach which will continue until the end of Year 2.

Letters and Sounds



# Where we began....


- During the first two weeks we continued to develop the phase 1 skills already introduced at preschool.
  1. Tuning into sounds
  2. Listening and remembering sounds
  3. Talking about sounds
- From week 3 we introduced phase 2:
  1. Introducing the first 19 sounds (4 per week )
  2. Blending and segmenting to read and spell CV (consonant vowel) and CVC (consonant vowel consonant) words
  3. Reading some High Frequency words and some tricky words

- Although there are 26 letters in the alphabet there are 44 speech sounds in the English language.
- Pronunciation
- As soon as children are able to recognise 4 or more sounds, we will encourage them to blend the sounds together to form words.
- Sound fingers
- Sound buttons

P e t  
● ● ●

# Sound Fans

- Your child will have received a sound fan with the sounds we have learnt so far.
- Please encourage your child to play with the fans and begin to blend the sounds together to create words.
- Each Friday your child's fan will have new sounds added to it. Please ensure it is kept in their bag at all times.






# And then...

- We will move onto phase 3 whilst continuing to recap and build upon the skills already learnt in phase 2.
- The children will begin to learn the 25 more complex 2 and 3 letter sounds which will be added to their sound fans.
- They will be blending one and two syllable words and reading captions and sentences.
- They will be writing words and captions and practising letter formation skills.

# Reading Books

- Soon your child will come home with a decodable reading book to share with you.
- Some books will have no words to encourage your child to tell the story themselves.
- Some books will have simple text which initially you will may need to read to your child.
- You can encourage them to point to the words as you read, spot sounds they recognise and blend very simple words.
- Gradually they will take over and begin to read themselves.

- 
- The reading books are expertly aligned to Letters and Sounds to ensure all pupils move from decoding words to reading fluently and for pleasure.
  - Each book will contain words with a select few sounds.
  - Please ensure you sign the reading record book every time you hear your child read.
  - We will hear your child read and change their books twice a week.

# Handwriting

- As we teach new letters we are also introducing basic letter formation and encouraging all children to have a go at forming some letters. Sometimes in sand, paint, mud, shaving foam as well as on paper.
- Our school handwriting scheme is based on a cursive formation however we will begin by teaching the children the basic formation first.

# How can you support your child at home?

- Use the sound fans.
- Read regularly, not just books but signs, logos, magazines...
- Word books.
- Watch our video 'How to read with your child'.
- Practise, practise, practise!



# Useful websites:

- [www.jollylearning.co.uk](http://www.jollylearning.co.uk)
- [www.phonicsplay.co.uk](http://www.phonicsplay.co.uk)
- [www.ictgames.com](http://www.ictgames.com)
- [www.oxfordowl.co.uk](http://www.oxfordowl.co.uk)
- [https://www.youtube.com/watch?v=BqhXUW\\_v-1s](https://www.youtube.com/watch?v=BqhXUW_v-1s)