Parent/ Carer Introduction to Phonics and Early Reading 2026-27

ASHTON KEYNES
Church of England VC Primary School
SHINE BRIGHT ★ REACH FOR THE STARS

Welcome!

- What is phonics?
- The alphabetic code
- Blending
- Reading and books
- Reading at home
- Spelling
- Concerns about progress
- Questions and next steps

We love reading!

- Reading for pleasure
- Finding out information
- Reading the world around them
- Understanding forms and official documents
- Accessing learning

What is Phonics?

- Link between the words we say and the letters that represent each sound.

- Grapheme – the written letter or groups of letters

- Phoneme – the sounds that the grapheme makes.

What is Phonics?

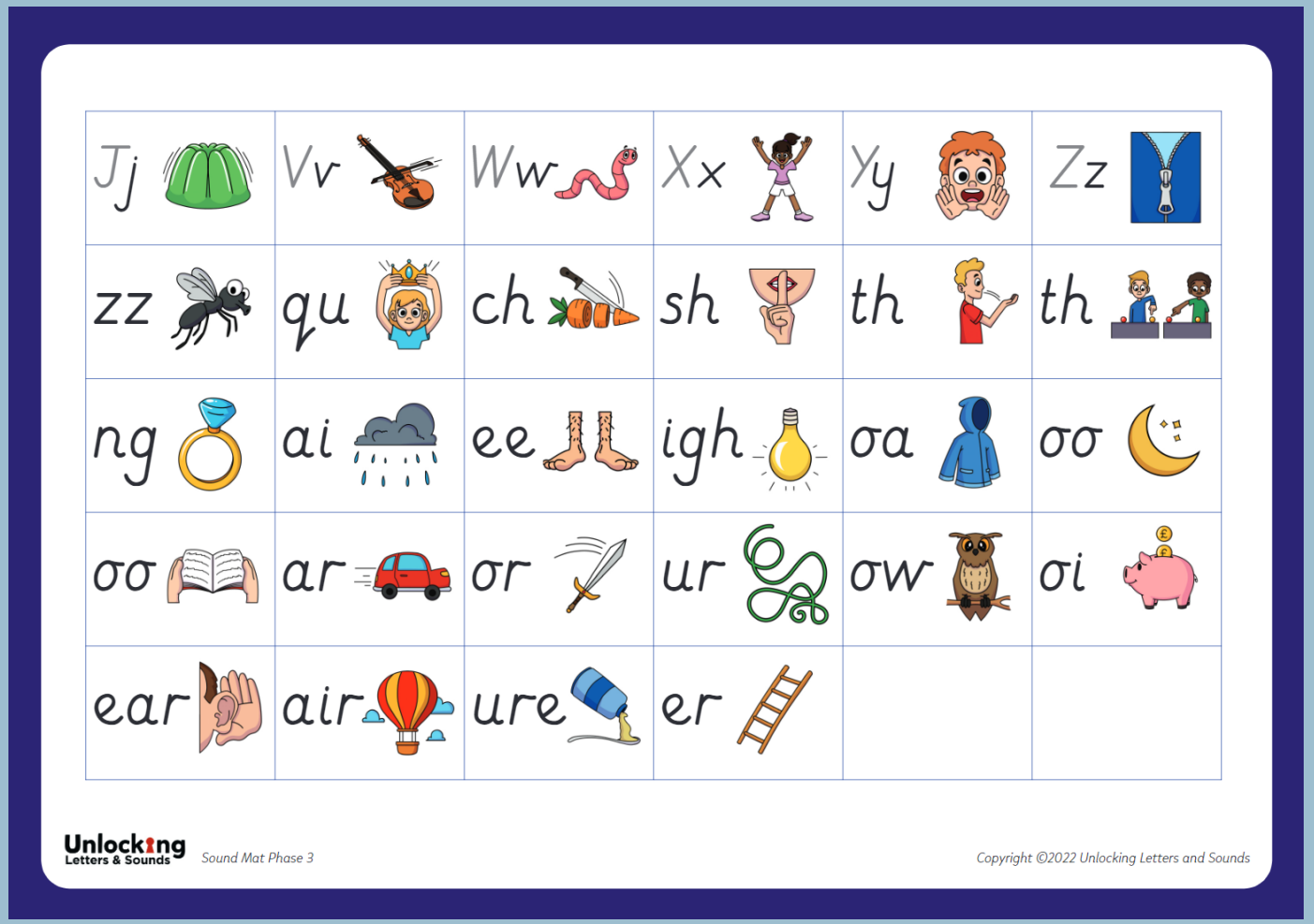

The Alphabetic Code

44 phonemes

Simple Code

Complex Code

Blending

- Pushing the phonemes together to make a word.

c -a - t

F – ar – m - er

Common Exception Words

the	to	into
no	I	go

Unlocking Letters & Sounds CEW Sound Mat Phase 2

Copyright ©2022 Unlocking Letters and Sounds

Reading and Books

- All children will be given a book to read at home.
- Books precisely match children's phonics attainment

Unlocking Letters & Sounds

Reading Stars Phonics

Reading at home

- 5 – 10 minutes every day
- Choose a time that works for you
- Be positive and celebrate successes
- Encourage them to point to the graphemes
- Encourage them to say the sounds and blend them together
- Be patient and let them try and work it out
- Read common exception words by sight.

Reading to your child at home

- Continue to read aloud to your child.
- Model how to read a book – left to right, turning pages
- Ask questions about what has happened and characters' feelings
- Support vocabulary
- Predict what will happen next
- Make connections
- Model your love of reading!

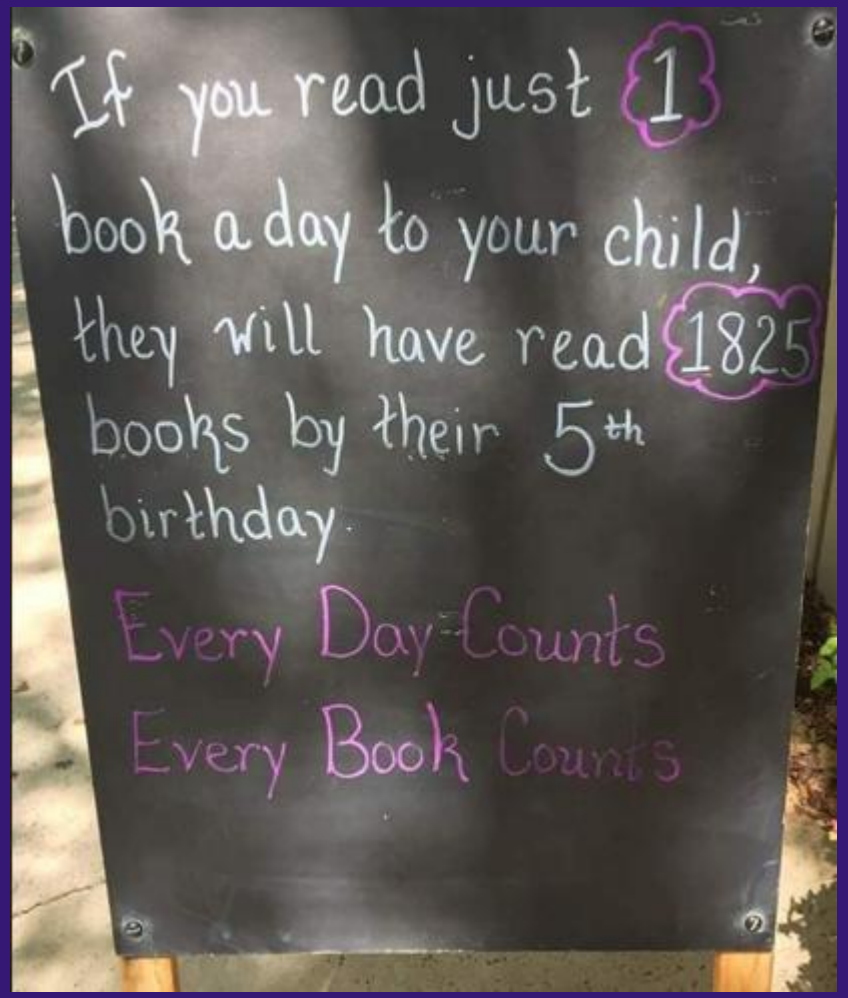

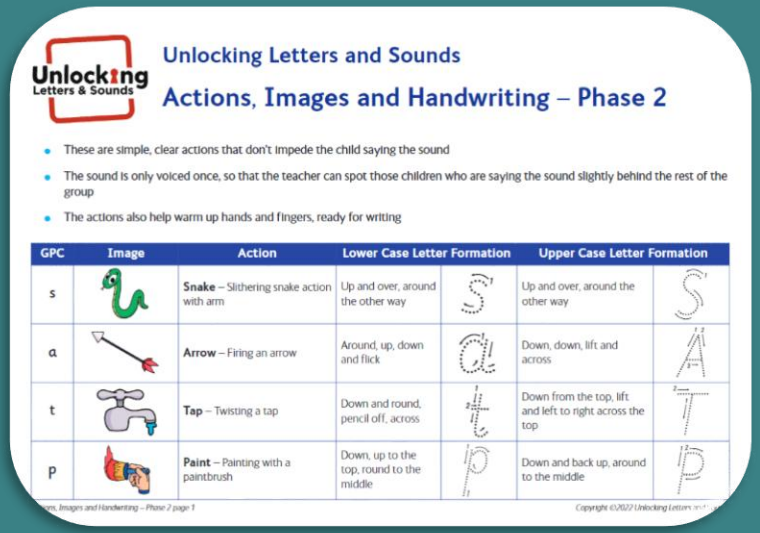

Unlocking Letters and Sounds

Actions, Images and Handwriting – Phase 2

- These are simple, clear actions that don't impede the child saying the sound
- The sound is only voiced once, so that the teacher can spot those children who are saying the sound slightly behind the rest of the group
- The actions also help warm up hands and fingers, ready for writing

GPC	Image	Action	Lower Case Letter Formation		Upper Case Letter Formation	
s		**Snake** – Slithering snake action with arm	Up and over, around the other way		Up and over, around the other way	
a		**Arrow** – Firing an arrow	Around, up, down and flick		Down, down, lift and across	
t		**Tap** – Twisting a tap	Down and round, pencil off, across		Down from the top, lift and left to right across the top	
p		**Paint** – Painting with a paintbrush	Down, up to the top, round to the middle		Down and back up, around to the middle	

Spelling

- Segmenting words

- Daily writing as part of phonics lessons

Concerns about progress

- All children are different
- Discuss any concerns with teachers
- Teachers will assess your child reguarly
- Interventions to support child in the specific skill they are struggling with
- Adaptions for children with SEND

Any questions?